

# CLEATS

## Cleats



Cleats should be fitted at a slight angle to the direction of the pull of the rope. The rope should make one full turn around the main body of the cleat before crossing over the arms three or four times. The final locking hitch should only be done when there is no load on the rope or it will become jammed.

## CLEATS



**Flyrail Cleats** [Cast Iron and Alloy] Specialist fittings intended for tying-off manila and polyester ropes. These fittings should be securely bolted to a fly rail or wall and are intended to take the heavy loads associated with hand-hauled flying. To keep the fly floor clear of lines try to choose the largest cleat possible so the excess line can be neatly stored on the cleat. Fixings: M10 bolts or coach screws.

Flyrail Cleats	material	weight	code	price
225 mm [9"]	cast iron	416 g	WIR454	£17.33
300 mm [12"]	cast iron	584 g	WIR455	£17.75
285 mm [11 1/4"]	aluminium	362 g	WIR455A	£17.59
375 mm [15"]	aluminium	534 g	WIR456A	£23.45
375 mm [15"]	cast iron	904 g	WIR456	£21.75
450 mm [18"]	cast iron	1,581 g	WIR457	£29.00
450 mm [18"]	aluminium	666 g	WIR457A	£41.04



### Tying ropes to cleats

If the cleats are very large it may be possible to just hook any excess rope over the cleat. Normally this is not possible and another method is needed. Coil up the excess rope working away from the cleat but leave about 1 m slack between the cleat and the start of your coil. Working outwards towards the loose end allows any twist to escape.

Finally, pass your hand through the coil and pull the slack through, wrap it around the coil, twist it then place the loop over the cleat so it holds up the coil. For the demo video visit our YouTube channel [www.youtube.com/flintstheatre](http://www.youtube.com/flintstheatre).



There may be times when a Rope Clutch or Rope Lock [page 201] or the lovely Tibloc Ascender [page 318] might be more appropriate for your job.



**Nylon Black Cleats** A range of very strong but light marine nylon cleats offering excellent value. The bitter end can be tied between the cleat's legs.



Nylon Black Cleats	fastening Ø	code	price
75 mm	3 mm	BAR250	£1.22
100 mm	4 mm	BAR251	£1.68
135 mm	4 mm	BAR252	£2.80
170 mm	5 mm	BAR253	£4.69
210 mm	6 mm	BAR254	£6.62
245 mm	8 mm	BAR255	£11.39



**Cleat Hooks** [Galvanised] A commercial quality fitting with two arms, around which sash cord or similar can be tied off temporarily. These cleats will fracture if the fixings are overtightened or if the arm is hit. We recommend them only for light items such as blinds. For heavier items needing small cleats choose the strong nylon cleats listed above.

Cleat Hooks	weight	code	price
75 mm [3"]	42 g	WIR450	£0.81
100 mm [4"]	55 g	WIR451	£0.92
125 mm [5"]	99 g	WIR452	£1.38
150 mm [6"]	106 g	WIR453	£1.84



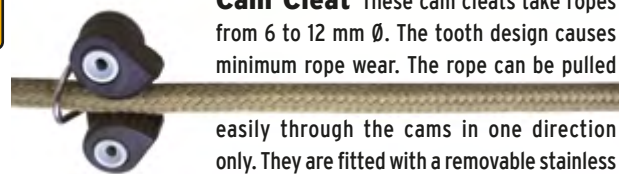
**Small Brass Cleat** Economically-priced smart cleat measuring 75 mm overall. Useful for nylon blind cords, flag halyards etc. Includes two brass 19 mm screws.

Small Brass Cleat	code	price
75 mm	WIR449	£1.95

## CAM AND JAMMING CLEATS



**Cam Cleat** These cam cleats take ropes from 6 to 12 mm Ø. The tooth design causes minimum rope wear. The rope can be pulled easily through the cams in one direction only. They are fitted with a removable stainless wire fairlead.



Cam Cleat	fastening Ø	weight	code	price
holding power 230 kg	5 mm	46 g	BAR721	£21.79



**Nylon Tubular Cleats** A handy small tubular cleat to guide and lock small cords. The cord is quickly and effectively locked by pulling it into the V shaped jaw. Suitable for relatively light applications only.



Nylon Tubular Cleats	fastening Ø	code	price		
length	max line Ø	bore			
55 mm	4 mm	6 mm	8 mm	BAR401NY	£1.97
80 mm	6 mm	10 mm	13 mm	BAR402NY	£2.79