

**BS 476: Part 6: 1989**

**Method Of Test For  
Fire Propagation For  
Products**

**WF Report Number:**

**164588**

**Date:**

**3<sup>rd</sup> July 2007**

**Test Sponsor:**

**Bostik Limited**



**0249**

**Bodycote warringtonfire Test Report No. 164588**

**BS 476: Part 6: 1989  
Method Of Test For  
Fire Propagation For Products**

**Sponsored By**

**Bostik Limited  
Common Road  
Stafford  
ST16 3EH**

Commercial in confidence



**CONTENTS**

**PAGE NO.**

**TEST DETAILS..... 4**

**DESCRIPTION OF TEST SPECIMENS ..... 5**

**TEST RESULTS ..... 6**

**SIGNATORIES ..... 7**

**Table 1 ..... 8**

**Table 2 ..... 9**

**Table 3 ..... 10**

**APPENDIX 1 ..... 11**

Commercial in confidence



## Test Details

<b>Purpose of test</b>	To determine the performance of a product when it is subjected to the conditions of the test specified in BS 476: Part 6: 1989, "Fire tests on building materials and structures, method for fire propagation for products". The test was performed in accordance with the procedure specified in BS 476: Part 6: 1989, and this report should be read in conjunction with that British Standard.
<b>Scope of test</b>	BS 476: Part 6: 1989 specifies a method of test, the result being expressed as a fire propagation index, that provides a comparative measure of the contribution to the growth of fire made by an essentially flat material, composite or assembly. It is primarily intended for the assessment of the performance of internal wall and ceiling linings.
<b>Fire test study group/EGOLF</b>	Certain aspects of some fire test specifications are open to different interpretations. The Fire Test Study Group and EGOLF have identified a number of such areas and has agreed Resolutions which define common agreement of interpretations between fire test laboratories which are members of the Groups. Where such Resolutions are applicable to this test they have been followed.
<b>Instruction to test</b>	The test was conducted on the 6 <sup>th</sup> , 7 <sup>th</sup> and 14 <sup>th</sup> June 2007 at the request of Bostik Limited, the sponsor of the test.
<b>Provision of test specimens</b>	The specimens were supplied by the sponsor of the test. <b>Bodycote warringtonfire</b> was not involved in any selection or sampling procedure.
<b>Conditioning of specimens</b>	The specimens for testing to BS 476: Part 6: 1989 together with the specimens for testing to BS 476: Part 7: 1997 were received on the 25 <sup>th</sup> May 2007.  Prior to the tests, all of the specimens were conditioned to constant mass at a temperature of $23 \pm 2^\circ\text{C}$ and a relative humidity of $50 \pm 5\%$ . One specimen from the total sample submitted for test was selected for constant mass verification
<b>Form in which the specimens were tested</b>	Composite
<b>Exposed face</b>	The coated face of the specimens was exposed to the heating conditions of the test

## Description of Test Specimens

The description of the specimens given below has been prepared from information provided by the sponsor of the test. All values quoted are nominal, unless tolerances are given.

General description		Flame retardant grade coating system applied to calcium silicate based board
Overall thickness of coated board		12.1mm (determined by <b>Bodycote warringtonfire</b> )
Overall density of coated board		966.86kg/m <sup>3</sup> (determined by <b>Bodycote warringtonfire</b> )
Final coating product (Test face)	Generic type	Flame retardant grade, water based coating
	Product reference	"Idenden 30-150 DP 93-1067"
	Name of manufacturer	Bostik Ltd
	Colour	"White"
	Number of coats	Two
	Application thickness per coat	0.5mm
	Application method	Brush coated
	Specific gravity	<b>See Note 1 below</b>
	Flame retardant details	<b>See Note 1 below</b>
	Curing process per coat	Air dried at ambient temperature for minimum 7 days
Substrate	Product reference	"Promat Brandschutzbauplatten Promatect - H
	Generic type	Calcium silicate based board
	Name of manufacturer	Promat
	Thickness	12mm
	Density	870kg/m <sup>3</sup>
Flame retardant details		Non combustible
Brief description of manufacturing process of coatings		<b>See Note 1 below</b>

**Note 1. The sponsor of the test was unwilling to provide this information**



## Test Results

### Results

A total of three specimens were tested. The laboratory record sheet relating to each of the test specimens is appended to this report (refer to Tables 1, 2 and 3).

Throughout the test on each specimen careful observation was made of the product's behaviour within the apparatus and special note was taken of any of the phenomena listed in clause 9.2 of the Standard. None of the listed phenomena was observed and the test results on all three specimens tested were valid.

#### The following test results were obtained for the product.

Fire propagation index, I	=	1.5
Sub index, $i_1$	=	1.0
Sub index, $i_2$	=	0.4
Sub index, $i_3$	=	0.1

**NOTE:** If a suffix 'R' is included in the above fire propagation index, I, then this indicates that the results should be treated with caution.

### Applicability of test results

The test results relate only to the behaviour of the test specimens of the product under the particular conditions of test; they are not intended to be the sole criterion for assessing the potential fire hazard of the product in use.

The test results relate only to the specimens of the product in the form in which they were tested. Small differences in the composition or thickness of the product may significantly affect the performance during the test and may therefore invalidate the test results. Care should be taken to ensure that any product which is supplied or used is fully represented by the specimens which were tested.

Attention is drawn to Appendix 1, entitled 'Effect of thermal characteristics on the performance of assemblies'.


### Validity


The specification and interpretation of fire test methods are the subject of ongoing development and refinement. Changes in associated legislation may also occur. For these reasons it is recommended that the relevance of test reports over five years old should be considered by the user. The laboratory that issued the report will be able to offer, on behalf of the legal owner, a review of the procedures adopted for a particular test to ensure that they are consistent with current practices, and if required may endorse the test report.


This report may only be reproduced in full. Extracts or abridgements shall not be published without permission of **Bodycote warringtonfire**.

## Signatories

---

  
Responsible Officer  
T Mort\*

  
Approved  
I Moore\*  
Laboratory Supervisor

  
Authorised  
C. Dean \*  
Operations Manager

\* For and on behalf of **Bodycote warringtonfire.**

*Report Issued: 3<sup>rd</sup> July 2007*

Commercial in confidence



Table 1

**Laboratory Record Sheet**

FIRE PROPAGATION TEST - BS 476 : PART 6 : 1989

Specimen No. : 1

Date : 6-Jun-07

Time mins t	Specimen Temperature Deg C Ts	Calibration Temperature Deg C Tc	Ts-Tc/10t	Sub Index Of Performance
0.50	13	12	0.20	
1.00	20	17	0.30	
1.50	24	23	0.07	
2.00	29	28	0.05	
2.50	33	32	0.04	
3.00	37	36	0.03	0.69
4.00	68	65	0.08	
5.00	106	104	0.04	
6.00	137	133	0.07	
7.00	159	156	0.04	
8.00	180	175	0.06	
9.00	195	186	0.10	
10.00	201	198	0.03	0.42
12.00	216	212	0.03	
14.00	224	223	0.01	
16.00	232	229	0.02	
18.00	237	234	0.02	
20.00	241	239	0.01	0.09
Total Index of Performance S			=	1.19

SubIndex s1            0.69

SubIndex s2            0.42

SubIndex s3            0.09

Index of Performance S 1.19



Table 2

**Laboratory Record Sheet**

**FIRE PROPAGATION TEST - BS 476 : PART 6 : 1989**

**Specimen No. :2**

**Date :7-Jun-07**

Time mins  t	Specimen Temperature Deg C Ts	Calibration Temperature Deg C Tc	Ts-Tc/10t	Sub Index Of Performance
0.50	13	12	0.20	
1.00	19	17	0.20	
1.50	25	23	0.13	
2.00	29	28	0.05	
2.50	33	32	0.04	
3.00	37	36	0.03	0.66
4.00	64	65	0.00	
5.00	106	104	0.04	
6.00	136	133	0.05	
7.00	157	156	0.01	
8.00	175	175	0.00	
9.00	189	186	0.03	
10.00	200	198	0.02	0.16
12.00	215	212	0.03	
14.00	225	223	0.01	
16.00	233	229	0.03	
18.00	238	234	0.02	
20.00	242	239	0.02	0.10
<b>Total Index of Performance S</b>			<b>=</b>	<b>0.92</b>

**SubIndex s1                    0.66**

**SubIndex s2                    0.16**

**SubIndex s3                    0.10**

**Index of Performance S 0.92**



**Table 3**

**Laboratory Record Sheet**

**FIRE PROPAGATION TEST - BS 476 : PART 6 : 1989**

**Specimen No. :3**

**Date :14-Jun-07**

Time mins t	Specimen Temperature Deg C Ts	Calibration Temperature Deg C Tc	Ts-Tc/10t	Sub Index Of Performance
0.50	14	13	0.20	
1.00	19	17	0.20	
1.50	26	21	0.33	
2.00	31	25	0.30	
2.50	36	29	0.28	
3.00	39	33	0.20	1.51
4.00	68	62	0.15	
5.00	105	99	0.12	
6.00	137	127	0.17	
7.00	158	151	0.10	
8.00	176	170	0.08	
9.00	191	184	0.08	
10.00	199	195	0.04	0.73
12.00	221	208	0.11	
14.00	227	220	0.05	
16.00	234	229	0.03	
18.00	236	234	0.01	
20.00	239	238	0.01	0.21
<b>Total Index of Performance S</b>			<b>=</b>	<b>2.45</b>

**SubIndex s1                    1.51**

**SubIndex s2                    0.73**

**SubIndex s3                    0.21**

**Index of Performance S 2.45**



## Appendix 1

### Effect of thermal characteristics on the performance of specimens

The result of a test in accordance with BS 476: Part 6: 1989 is applicable only to the specimens in the form in which they were tested. Small differences in the composition or thickness of the product may significantly affect the performance during the test and may therefore invalidate the test result. It is important that the specimens which are tested fully represent the product which is supplied and the manner in which it will be used. This may require a product to be tested in a number of different ways to determine the classification which will be achieved in its different methods of use.

A surface coating, for example, may be applied to a selected substrate using a particular method and application rate. The test classification which is achieved for that set of specimens will be applicable only to that situation. If the substrate or method and rate of application in a particular practical situation are different from that which was tested, then it will be necessary to determine the classification which will be achieved for that situation. Similarly, specimens incorporating a wallcovering must be fully representative of the situation which occurs in practice and will normally consist of the wallcovering bonded to a chosen substrate with a chosen adhesive; the test result will only apply to that composite system. The same principle applies to any composite or assembly which is being investigated.

It is sometimes possible to assume a 'worst case' situation which will enable a chosen set, or sets, of specimens to be constructed and tested to provide a foundation for the assessment of the probable performance of variations within the system. Similarly, it is sometimes possible to formulate a series of exploratory tests to investigate the effect of variations within a product or system, usually culminating in a series of formal tests to provide the basis for a composite assessment of pre-determined variables. In such cases, however, it is essential that careful planning of the programmes is undertaken by suitably qualified fire safety practitioners.

The following is re-produced from Appendix B of BS 476: Part 6: 1989:

With thin materials or composites, particularly those with a high thermal conductivity, the presence of an air gap and the nature of any underlying construction may significantly affect the ignition performance of the exposed surface. Increasing the thermal capacity of the underlying construction increases the "heat sink" effect and may delay ignition of the exposed surface. Any backing provided to the test specimen and in intimate contact with it, such as the non-combustible packing pieces, may alter this "heat sink" effect and may be fundamental to the test result itself. The influence of the underlying layers on the performance of the assembly should be understood and care should be taken to ensure that the result obtained on any assembly is relevant to its use in practice.

The following advice is offered on the construction and preparation of test specimens:

- (a) Where the thermal properties of the product are such that no significant heat loss to the underlying layers can occur, e.g. a material/composite greater than approximately 6 mm thick of high thermal capacity and/or low thermal conductivity, then the product should be tested backed only by the specimen holder.
- (b) Where the product is normally used as a free-standing sheet and the characteristics noted in (a) do not apply, then an airspace should be provided at the back of the product by testing over asbestos cement perimeter battens 20 mm wide and 12.5 mm thick.
- (c) Where the product is to be used over a low density non-combustible substrate and the characteristics noted in (a) do not apply, then the product should be tested in conjunction with that substrate.
- (d) Where the product is to be used over a combustible substrate and the characteristics noted in (a) do not apply, then the product should be tested in conjunction with that substrate.

**BS 476: Part 7: 1997**

**Method For  
Classification Of The  
Surface Spread Of  
Flame Of Products**

**WF Report Number:**

**164589**

**Date:**

**3<sup>rd</sup> July 2007**

**Test Sponsor:**

**Bostik Limited**



**Bodycote warringtonfire Report No. 164589**

**BS 476: Part 7: 1997  
Method For Classification Of The  
Surface Spread Of Flame Of Products**

**Sponsored By**

**Bostik Limited  
Common Road  
Stafford  
ST16 3EH**

Commercial in confidence

<b>CONTENTS</b>	<b>PAGE NO.</b>
<b>TEST DETAILS</b> .....	<b>4</b>
<b>DESCRIPTION OF TEST SPECIMENS</b> .....	<b>5</b>
<b>TEST RESULTS</b> .....	<b>6</b>
<b>SIGNATORIES</b> .....	<b>7</b>
<b>Table 1</b> .....	<b>8</b>
<b>APPENDIX 1</b> .....	<b>9</b>
<b>APPENDIX 2</b> .....	<b>10</b>

Commercial in confidence



## Test Details

<b>Purpose of test</b>	To determine the performance of a product when it is subjected to the conditions of the test specified in BS 476: Part 7: 1997, "Fire tests on building materials and structures, method for classification of the surface spread of flame of products". This test was therefore performed in accordance with the procedure specified in BS 476: Part 7: 1997, and this report should be read in conjunction with that British Standard.
<b>Scope of test</b>	BS 476: Part 7: 1997 specifies a method of test for measuring the lateral spread of flame along the surface of a specimen of a product orientated in the vertical position, and a classification system based on the rate and extent of flame spread. It provides data suitable for comparing the performances of essentially flat materials, composites, or assemblies, which are used primarily as the exposed surfaces of walls or ceilings.
<b>Fire test study group/EGOLF</b>	Certain aspects of some fire test specifications are open to different interpretations. The Fire Test Study Group and EGOLF have identified a number of such areas and have agreed Resolutions which define common agreement of interpretations between fire test laboratories which are members of the Groups. Where such Resolutions are applicable to this test they have been followed.
<b>Instruction to test</b>	The test was conducted on the 4 <sup>th</sup> June 2007 at the request of Bostik Limited, the sponsor of the test.
<b>Provision of test specimens</b>	The specimens were supplied by the sponsor of the test. <b>Bodycote warringtonfire</b> was not involved in any selection or sampling procedure.
<b>Conditioning of specimens</b>	<p>The specimens for testing to BS 476: Part 6: 1989 together with the specimens for testing to BS 476: Part 7: 1997 were received on the 25<sup>th</sup> May 2007.</p> <p>Prior to the tests, all of the specimens were conditioned to constant mass at a temperature of <math>23 \pm 2^{\circ}\text{C}</math> and a relative humidity of <math>50 \pm 5\%</math>. One specimen from the total sample submitted for test was selected for constant mass verification</p>
<b>Form in which the specimens were tested</b>	Composite
<b>Exposed face</b>	The coated face of the specimens was exposed to the heating conditions of the test

Commercial in confidence



## Description of Test Specimens

The description of the specimens given below has been prepared from information provided by the sponsor of the test. All values quoted are nominal, unless tolerances are given.

General description		Flame retardant grade coating system applied to calcium silicate based board
Overall thickness of coated board		12.1mm (determined by <b>Bodycote warringtonfire</b> )
Overall density of coated board		966.86kg/m <sup>3</sup> (determined by <b>Bodycote warringtonfire</b> )
Final coating product (Test face)	Generic type	Flame retardant grade, water based coating
	Product reference	"Idenden 30-150 DP 93-1067"
	Name of manufacturer	Bostik Ltd
	Colour	"White"
	Number of coats	Two
	Application thickness per coat	0.5mm
	Application method	Brush coated
	Specific gravity	<b>See Note 1 below</b>
	Flame retardant details	<b>See Note 1 below</b>
	Curing process per coat	Air dried at ambient temperature for minimum 7 days
Substrate	Product reference	"Promat Brandschutzbauplatten Promatect – H
	Generic type	Calcium silicate based board
	Name of manufacturer	Promat
	Thickness	12mm
	Density	870kg/m <sup>3</sup>
Flame retardant details		Non combustible
Brief description of manufacturing process of coatings		<b>See Note 1 below</b>

**Note 1. The sponsor of the test was unwilling to provide this information**

## Test Results

---

### Results and observations

The test results for the individual specimens, together with observations made during the test and comments on any difficulties encountered during the test are given in Table 1.

### Classification

**In accordance with the class definitions given in BS 476: Part 7: 1997, the specimens tested are classified as class 1.**

### Criteria for classification

If the prefix 'D' or suffix 'R' or 'Y' is included in the classification, this indicates that the results should be treated with caution. An explanation of the reason for the prefix and suffixes is given in Appendix 1, together with the irradiance along the horizontal reference line of the specimen position during the test and the classification limits specified in the Standard.

### Applicability of test result

The test results relate only to the behaviour of the test specimens of the product under the particular conditions of test; they are not intended to be the sole criterion for assessing the potential fire hazard of the product in use.

The test results relate only to the specimens of the product in the form in which they were tested. Small differences in the composition or thickness of the product may significantly affect the performance during the test and may therefore invalidate the test results. Care should be taken to ensure that any product which is supplied or used is fully represented by the specimens which were tested.

Attention is drawn to Appendix 2 entitled "Effect of thermal characteristics on the performance of assemblies".

### Validity

The specification and interpretation of fire test methods are the subject of ongoing development and refinement. Changes in associated legislation may also occur. For these reasons it is recommended that the relevance of test reports over five years old should be considered by the user. The laboratory that issued the report will be able to offer, on behalf of the legal owner, a review of the procedures adopted for a particular test to ensure that they are consistent with current practices, and if required may endorse the test report.

This report may only be reproduced in full. Extracts or abridgements shall not be published without permission of **Bodycote warringtonfire**.

## Signatories

---



Responsible Officer  
T Mort \*



Approved  
I Moore \*  
Laboratory Supervisor



Authorised  
C. Dean \*  
Operations Manager

\* For and on behalf of **Bodycote warringtonfire.**

*Report Issued: 3<sup>d</sup> July 2007*

**Table 1**

SPECIMEN No.	1	2	3	4	5	6
Maximum distance travelled at 1.5 minutes (mm)	<50	<50	<50	<50	<50	<50
Distance (mm)	Time to travel to indicated distance (minutes : seconds)					
75						
165						
190						
215						
240						
265						
290						
375						
455						
500						
525						
600						
675						
710						
750						
785						
825						
Time to reach maximum distance travelled	1:00	1:00	1:00	1:00	1:00	1:00
Maximum distance travelled in 10 minutes (mm)	<50	<50	<50	<50	<50	<50

Note: Six specimens are usually tested. If the test on any specimen is deemed to be invalid, as defined in the Standard, it is permissible for up to a maximum of nine specimens to be tested in order to obtain the six valid test results.

**Observations made during test and comments on any difficulties encountered during the test:**

NONE



## Appendix 1

### Irradiance along the horizontal reference line of the specimen position during the test

Distance along reference line from the hotter end of the specimen position (mm)	75	225	375	525	675	825
Irradiance at points specified above (kW/m <sup>2</sup> )	32.5	21.0	14.5	10.0	7.0	5.0

Note: A tolerance of  $\pm 0.5$  kW/m<sup>2</sup> is specified on the irradiance measurement

### Classification of spread of flame

Classification	Spread of Flame at 1.5 min		Final Spread of Flame	
	Limit (mm)	Limit for one specimen (mm)	Limit (mm)	Limit for one specimen (mm)
Class 1	165	165 + 25	165	165 + 25
Class 2	215	215 + 25	455	455 + 45
Class 3	265	265 + 25	710	710 + 75

Class 4 Exceeding the limits for class 3

### Explanation of prefix and suffixes which may be added to the classification

1. A suffix R is added to the classification if more than six specimens are required in order to obtain six valid test results (e.g. class 2R).
2. A prefix D is added to the classification of any product which does not comply with the surface characteristics specified in the Standard and has therefore been tested in a modified form (e.g. class D3).
3. A suffix Y is added to the classification if any softening and/or other behaviour that may affect the flame spread occurs (e.g. class 3Y).

For example, a classification of D3RY could be achieved indicating (a) a modified surface has been used; (b) a class 3 result has been obtained; (c) additional specimens have been used to obtain 6 valid results and; (d) softening and/or other behaviour has occurred which is considered to have affected the test result.

## Appendix 2

### Effect of thermal characteristics on the performance of specimens

The result of the test in accordance with BS 476: Part 7: 1997 is applicable only to the specimens in the form in which they were tested. Small differences in the composition or thickness of the product may significantly affect the performance during the test and may therefore invalidate the test result. It is important that the specimens which are tested fully represent the product which is supplied and the manner in which it will be used. This may require a product to be tested in a number of different ways to determine the classification which will be achieved in its different methods of use.

A surface coating, for example, may be applied to a selected substrate using a particular method and application rate. The test classification which is achieved for that set of specimens will be applicable only to that situation. If the substrate or method and rate of application in a particular practical situation are different from that which was tested, then it will be necessary to determine the classification which will be achieved for that situation. Similarly, specimens incorporating a wallcovering must be fully representative of the situation which occurs in practice and will normally consist of the wallcovering bonded to a chosen substrate with a chosen adhesive; the test result will only apply to that composite system. The same principle applies to any composite or assembly which is being investigated.

It is sometimes possible to assume a 'worst case' situation which will enable a chosen set, or sets, of specimens to be constructed and tested to provide a foundation for the assessment of the probable performance of variations within the system. Similarly, it is sometimes possible to formulate a series of exploratory tests to investigate the effect of variations within a product or system, usually culminating in a series of formal tests to provide the basis for a composite assessment of pre-determined variables. In such cases, however, it is essential that careful planning of the programmes is undertaken by suitably qualified fire safety practitioners.

The following is re-produced from Appendix B of BS 476: Part 7: 1997;

With thin materials or composites, particularly those with a high thermal conductivity, the presence of an air gap and the nature of any underlying construction may significantly affect the ignition performance of the exposed surface. Increasing the thermal capacity of the underlying construction increases the "heat sink" effect and may delay ignition of the exposed surface. Any backing provided to the test specimen and in intimate contact with it, such as the non-combustible spacers, may alter this "heat sink" effect and may be fundamental to the test result itself. The influence of the underlying layers on the performance of the assembly should be understood and care should be taken to ensure that the result obtained on any assembly is relevant to its use in practice.

The following advice is offered on the construction and preparation of test specimens;

(a) Where the thermal properties of the product are such that no significant heat loss to the underlying layers can occur, e.g. a material or composite greater than approximately 6 mm thick of high thermal capacity and/or low thermal conductivity, then the product should be tested backed only by the backing board.

(b) Where the product is normally used as a free-standing sheet and the characteristics noted in (a) do not apply, then an air space should be provided at the back of the product by testing over spacers of non-combustible insulation board 20 mm wide and  $(25 \pm 1)$  mm thick.

(c) Where the product is to be used over a low density non-combustible substrate and the characteristics noted in (a) do not apply, then the product should be tested in conjunction with that substrate.

(d) Where the product is to be used over a combustible substrate and the characteristics noted in (a) do not apply, then the product should be tested in conjunction with that substrate.

NOTE: Discussions are taking place in ISO/TC92/SC1 concerning the possible use of a restricted range of reference substrates (mainly non-combustible) where it is not apparent or possible to test materials or products in the representative end-use substrate.